




Art no	Description	Picture	Comments	Weight (kg)	Price -
5404000	Power door opener FAAC		Door opener only	10	
5404001	Complete arm kit FAAC		Articulated arm	1	
5404002	Sliding shoe for FAAC			0	
5404003	Complete arm kit FAAC		Sliding arm	1	
5404006	Power door operator Ceitamatic		Door opener only	1	
5401017	Manual door operator roller NHN				
5401018	Manual door operator arm NHN				







Art no	Description	Picture	Comments	Weight (kg)	Price -
5401019	Manual door operator roller NHN				
5401020	Manual door operator guiding track NHN		Not available. Change to complete Ryobi 5401034		
5401021	Manual door operator open holder NHN		Not available, replaced by 5401039		
5401041	Doorcloser SLA Sec 386, Complete				
5401042	Doorcloser SLA Sec 386				
5401043	Sliding shoe for SLA Sec 386				
5401044	Openholder SLA Sec 386				
5401045	Guide track for SLA Sec 386				

Art no	Description	Picture	Comments	Weight (kg)	Price -
5401046	Arm for SLA Sec 386				
5401034	Manual door operator Ryobi, complete		Replacing 5401002, 5401003		
5401040	Manual door operator Ryobi		Door closer only, no accessories		
5401035	Manual door operator open holder Ryobi				
5401036	Sliding shoe for manual door operator Ryobi				
5401037	Manual door operator guiding track Ryobi				

Art no	Description	Picture	Comments	Weight (kg)	Price -
5401038	Manual door operator arm Ryobi				
5401039	Openholder for NHN		Complete kit		
5418000	Manual door operator A60-door		For right hinged door		
5418001	Manual door operator A60-door		For left hinged door		
5418002	Manuel door operator, openholder, A60-door				
5418003	Manual door operator, roller, A60-door				
5405030	Door closer Dorma ITS96/3-6				

Art no	Description	Picture	Comments	Weight (kg)	Price -
5405038	Door closer Dorma ITS96 EN2-4				
5405032	Guiding track for Dorma ITS96				
5405033	Openholder for Dorma ITS96				
5401033	Door closer OTS 140		Manual door closer for surface fitting		
	3st olika Elektriska låsar som är till våra brandklassade dörrar. Finns även R				
5405023	Electrical lock w/o door contact, LS		For left hinged door		

Art no	Description	Picture	Comments	Weight (kg)	Price -
5405024	Electrical lock w/o door contact, RS		For right hinged door		
5405025	Electrical lock with door contact, LS		For left hinged door		
5405026	Electrical lock with door contact, RS		For right hinged door		
5405020	Electrical lock for gate, LS		For left hinged door		
5405021	Electrical lock for gate, RS		For right hinged door		
5405018	Electrical lock for EI60-door MMBC, LS		For left hinged door		
5405019	Electrical lock for EI60-door MMBC, RS		For right hinged door		
5405014	Electrical lock for EI60-door MMBC, LS		For left hinged door		







Art no	Description	Picture	Comments	Weight (kg)	Price -
5405015	Electrical lock for EI60-door MMBC, RS		For right hinged door		
5405017	Kretskort		Circuit board for Electrical lock		
5405016	Solenoid		Solenoid for Electrical locks		
5405029	Solenoid		Solenoid for Pit prop PL501		
5401024	Door lock		Old model		
5401025	Door lock		Old model		



Art no	Description	Picture	Comments	Weight (kg)	Price -
5401026	Door lock, A60-dörr		Old model		
5401027	Door lock, A60-dörr		Old model		
5405028	Lock contact		Only for PL401 Belt lift		
5405037	Lock contact		Replaces even 5405028 but need a new holder		
	Bridge for lock contact		Replaced by 5405027		
5405027	Bridge for lock contact		Fitted on the platform		



Art no	Description	Picture	Comments	Weight (kg)	Price -
1099001	Lock cam A-side				
1099002	Lock cam C-side				
5401000	Lock operator				
5401001	Wheel for lock operator				
5401002	Wheel for lock Cam				
5421000	Door release cable, short		Cover length = 1750mm		

Art no	Description	Picture	Comments	Weight (kg)	Price -
5421001	Door release cable, long		Cover length = 2400mm		
5421002	Door release cable, B-side door		Cover length = 3200mm		
5506001	Key for school control		"3825"		
5401022	Emergency key				
5401028	Door handle		L = 300mm		
5401029	Door handle		L = 1615mm		

Art no	Description	Picture	Comments	Weight (kg)	Price -
5432001	Door handle, stainless steel		c/c 1150mm		
5432002	Door handle, stainless steel		c/c 300mm		
5407003	Hinge		Non fire-rated door, Old		
5407002	Hinge		Fire-rated door EI60		
5407004	Hinge				
1099000	Access panel				

Art no	Description	Picture	Comments	Weight (kg)	Price -
1099005	Access panel Titan				
5499001	Ramp RH		For right hinged door. Please specify lift no		
5499002	Ramp LH		For left hinged door. Please specify lift no and landing		
5499003	Ramp fire rated dorr		Please specify lift no		
5499009	Sill		Please specify lift no		
5401016	Door check for gate				

Art no	Description	Picture	Comments	Weight (kg)	Price -
5401047	Door check for gate		Ceita, Old lifts		
5401032	Wheel for door check		Ø29mm Ceita		





Art no	Description	Picture	Comments	Weight (kg)	Price -
5899001	Screw 30x6mm, starting cost				
5899002	Screw 30x6mm		Price per meter		
5899003	Screw 40x7mm, starting cost				
5899004	Screw 40x7mm		Price per meter		
5899007	Joint 30mm or 40mm		Price per joint		
5807000	Muttrar 30x6				
5807001	Muttrar 40x7				

Art no	Description	Picture	Comments	Weight (kg)	Price -
5899005	Top nut for screw 30x6mm				
5899006	Top nut for screw 40x7mm				
5899008	Bearing 51106		To 30mm screw		
5899009	Bearing 51108		To 40mm screw		
5808000	Rubber isolator for bottom support of screw				
5899000	Bottom support for screw, complete				
5808002	Rubber isolator		Set for PL400-GL1000		

Art no	Description	Picture	Comments	Weight (kg)	Price -
5709001	Oil for screw		Bottle 0,5 litre		
5401009	Oil tank for screw oil				
5710000	Electric motor with brake, 2,2kW				
5710001	Electric motor with brake, 5,5kW				
5710005	Beltwheel PL400		SPZ 71		
5710006	Beltwheel GL800/1000		SPZ 106		

Art no	Description	Picture	Comments	Weight (kg)	Price -
5710007	Beltwheel PL500		SPZ 63		
5720000	Motor with gear for Nami A401		For A-side fitting		
5720001	Motor with gear for Nami A401		For C-side fitting		
5499008	Speed governor		Inform lift number		
5499010	Speed governor		Inform lift number		
5710002	Drive belt SPZ/XPZ 637		Price per pcs		







Art no	Description	Picture	Comments	Weight (kg)	Price -
5710003	Drive belt SPZ/XPZ 662		Price per pcs		
5710008	Drive belt SPZ/XPZ 750		Price per pcs		
5710004	Drive belt SPZ/XPZ 762		Price per pcs		
5711000	Drive belt SPZ/XPZ 800		Price per pcs		
5711002	Drive belt SPZ/XPZ 850		Price per pcs		
5711001	Drive belt SPZ/XPZ 875		Price per pcs		

Art no	Description	Picture	Comments	Weight (kg)	Price -
5711003	Drive belt SPZ/XPZ 900		Price per pcs		
5711007	Belt PL501		Price per metre		
5799010	Bearing hoder, 124mm pulley				
5799011	Lagerhus 100mm remskiva				
5799000	Lagerhus 140mm remskiva		For lifts without PLC		
5799004	Lagerhus med pulsskiva 140mm remskiva		For lifts with PLC		
5799002	Ball joint for top of the screw		PL400		

Art no	Description	Picture	Comments	Weight (kg)	Price -
5799001	Ball joint for top of the screw, heavy model		GL800/1000		
5734000	Emergency lowering motor		24 VDC		
5711004	Gear for emergency lowering				
5737001	Gearwheel for gear "5711004"		Price per pair		
5799003	Set of guide shoes		Set		







Art no	Description	Picture	Comments	Weight (kg)	Price -
5799012	Set of guide shoes PL501		Set		
5711005	Emerg. Lowering wheel		For PL501. Long or short model.		
5711006	Catch arms		Pair		
5419000	Crank holder				

Art no	Description	Picture	Comments	Weight (kg)	Price -
5512000	Charger 12 VDC				
5512001	Charger 24 VDC				
5512035	Laddare 24V/5-7A		Bigger 24V/5-7A		
5512002	Loudspeaker				
5512034	LED Emerg light List 300mm		Platform		
5513023-5513026	Destination button		KINDS 24VAC or 24VDC		
5513022	Call button		KINDS 24VAC or 24VDC		
5513004-5513007	Destination button 30x30		Schaefer MT42		

Art no	Description	Picture	Comments	Weight (kg)	Price -
5513010	Callbutton		Schaefer MT42		
5513011	Emergency light 30x30		Schaefer MT42		
5513012	Overload indication 30x30		Schaefer MT42		
5513013	Emergency button 30x30		Schaefer MT42		
5513014	Call button		Schaefer D50R		
5513015	Emergency signal		Schaefer D50R		
5513016-5513019	Destination button		Schaefer D50R		

Art no	Description	Picture	Comments	Weight (kg)	Price -
5513020	Pictogram		Schaefer D50R		
5513021	Overload indication		Schaefer D50R		
5533000	Call button		SBE		
5533001	Emergency signal		SBE		
5533002	Pictogram		SBE		

Art no	Description	Picture	Comments	Weight (kg)	Price -
5533003	Overload indication		SBE		
5533004-5533007	Destination button		SBE		
5512033	Button				
5512022	Emergency stop button		Diameter 16mm		
5512003	Emergency stop button		Diameter 22mm with indication light		
5514011	Emergency stop box		Fitted in pit		
5506000	Emergency stop button		Diameter 22mm with indication light.		

Art no	Description	Picture	Comments	Weight (kg)	Price -
5535000	Key switch NS-2		For ASSA		
5512004	Telephone standard				
5502000	GSM unit for SafeLine				
5502001	SafeLine MX2				
5512005	Battery 12V, 2Ah		Price / pcs		
5512021	Battery 12V, 7,2Ah		Price / pcs, always change both		

Art no	Description	Picture	Comments	Weight (kg)	Price -
5527000	Battery 12V, 22Ah		Price / pcs. For A401		
5512031	Brake resistor		Standard		
5514014	Brake resistor		Bigger		
5514003	Frequency inverter		Omron MX2 2,2kW		
5514012	Frequency inverter		Omron MX2 5,5kW		






Art no	Description	Picture	Comments	Weight (kg)	Price -
5514015	Frequency inverter		Schneider ATV320U22M2C 2,2kW		
5514016	Frequency inverter		Schneider ATV320U55N4B 5,5kW		
5514018	Frequency inverter		Schneider ATV320U15M2C 1,5kW		
5514004	Filter MX2 2,2kW				
5502002	Speaker box		SafeLine VA03		
5512006	Electric siren				

Art no	Description	Picture	Comments	Weight (kg)	Price -
5515000	Magnetic switch BN310-rz		For more than 2 stops		
5515001	Magnet BP-15		For magnetic switch BN310-rz		
5515002	Photocell		Overload and Pulse counter PL501		
5515003	Photocell		Reference		
5515004	Micro Limit switch		Limit switch for counterweight 501		
5515005	Micro Limit switch		Micro switch Pit prop PL501		

Art no	Description	Picture	Comments	Weight (kg)	Price -
5515006	Limit switch		Micro switch Pit prop PL501		
5506002	Limit switch		XCKN2527P20		
5506003	Limit switch		XCNT2102P16		
5506004	Limit switch		XCKN2518P20		
5506011	Limit switch		XCKN2121P20		
5506007	Limit switch		FR692-D1		

Art no	Description	Picture	Comments	Weight (kg)	Price -
5599000	Limit switch		FR1638-M2		
5506012	Limit switch		ZCP21		
5599003	Limit switch		XCS-PA592		
5512032	Knapp till Nödsänkning och Bromslyft		Button for Emerg. lowering and brake test Nr 102		
5512029	Knapp till Reset		Button for Reset Nr 110		
5499006	Nock till slutgränsbrytare		For 400/500kg lifts before year 2010		

Art no	Description	Picture	Comments	Weight (kg)	Price -
5499007	Cam, final limit switch		For 800/1000kg lifts before year 2010		
5401004	Limit switch for crank or door				
5401006	Bridge for limit switch		Pizzato PZ18		
5502003	Dot matrix floor indicator		SafeLine WV3		
5512008	Motion detector for lighting				
5513000	Call button plate		Standard		

Art no	Description	Picture	Comments	Weight (kg)	Price -
5599007	Call plate box for flush fitting				
5599008	Call plate box for fitting on wall		Rostfri		
5512017	Transformer		24VDC / 5A		
5512024	Transformer		24VAC / 4,2A		
5512009	Relay		12VDC 8 Pins Slim		

Art no	Description	Picture	Comments	Weight (kg)	Price -
5512011	Relay		230VAC 8 Pins		
5512010	Relay		24VDC 8 Pins Slim		
5512012	Relay		24VDC 14 Pins		
5512030	Relä		MY4IN 24VAC		
5512036	Relay		24VAC 8 Pins		
5512037	Relay		230VAC 5 Pins Slim		

Art no	Description	Picture	Comments	Weight (kg)	Price -
5512038	Relay		24VDC 5 Pins Slim		
5512013	Timer Omron		H3DS-AL, for lighting		
5512014	Timer Omron		H3DS-ML, for automatic doors and school control		
5512039	Relay				
5514022	Omron PLC Chip		PL400-GL1000 2010-		
5514023	Omron PLC Chip		PL501		

Art no	Description	Picture	Comments	Weight (kg)	Price -
5514009	PLC		Omron		
5514006	Expansion PLC		Omron		
5514017	PLC		Schneider TM221C40T		
5514021	Expansion for PLC 400/500/800/1000		Schneider TM3DQ8T		
5514019	PLC PL501		Schneider TM241CEC24T		
5514020	Expansion for PLC PL501		Schneider TM3DI16		






Art no	Description	Picture	Comments	Weight (kg)	Price -
5514010	Inductive sensor		Omron		
5512015	Control cabinet		Before 2010		
5512016	Upper control cabinet		Before 2010		
5512026	Upper control cabinet		From 2010		

Art no	Description	Picture	Comments	Weight (kg)	Price -
5512028	Platform control cabinet		From 2010		
5520000	Motor control 401		Nami A401 Enter Liftnumber		
5512019	Contactora 401		Nami A401		
5520001	Trafo kit		Trafo kit PL401		
5512018	School lock system		2 Stops Lift		

Art no	Description	Picture	Comments	Weight (kg)	Price -
5506023	Key switch for school lock system and isolated control Key 455		Extendable in 1 position		
5506026	Key switch		spring-loaded key switch		
5506022	Key switch		Extendable in two positions Key 458A		
5506024	Key 455		Key Schneider 455		
5506025	Key 458A		Key Schneider 458A		
5512023	UPS Battery backup				
5516004	Transformer				

Art no	Description	Picture	Comments	Weight (kg)	Price -
5516000	Light fitting for shaft roof		Replace luminaire		
5516001	Spotlight		LED XN-TD0405 70mm Hole		
5516006	Spotlight		Jupiter 230V/50W White		
5516002	Downlight MD44				
5516003	Halogen lamp		MR-16, 20W		
5516005	Halogen lamp		MR-16, 35W		

Art no	Description	Picture	Comments	Weight (kg)	Price -
1199000	Wallpanel		Standard Dobel 1072		
1199001	Wallpanel < 2000mm		Standard Dobel 1072		
1199002	Wallpanel > 2000mm		Standard Dobel 1072		
1299000	Inside corner profile		A/B - C/B side		
1299001	U-profile E-side				

Art no	Description	Picture	Comments	Weight (kg)	Price -
1299002	Corner profile E-side				
1299004	Z-profile PI 501		Without cable channel		
1299005	Z-profile PI 501		With Cable channel		
1299006	Z-profile PI 501		With brush		
1299007	U-profile A/C-B-wall		A/C-B side		

Art no	Description	Picture	Comments	Weight (kg)	Price -
5417000	Lock		Fits crank hatch or service hatch on platform		
5417002	Lock		Passar Ellucka och serviceplåt plattform Hissar Tillv. efter 2010		
5417001	Key for service hatch		FH149 Nyckel till 5417000		
5417004	Key for service hatch		Nyckel 8025 Gamla lås		
5432000	Handle for panel on platform		c/c 1150mm		
5512007	Key switch for access control				
1299003	Safety bar		Standard Lift		